

# Faculty User Guide



## Student Rating of Instructor Survey



# Table of Contents

<b>System-generated Emails .....</b>	<b>3</b>
<b>View Real-Time Response Rates .....</b>	<b>3</b>
<b>Access from email notification .....</b>	<b>3</b>
Link in Email.....	3
Explorance Log in.....	5
Task List.....	6
View Response Rates.....	7
Refresh Response Rates .....	9
<b>Access from Explorance .....</b>	<b>10</b>
Explorance Log In.....	10
Task List.....	11
View Response Rates.....	11
<b>Results Reports .....</b>	<b>12</b>
<b>Faculty Resources.....</b>	<b>12</b>
<b>Need Help? .....</b>	<b>12</b>

## **System-generated Emails**

You will receive system-generated emails when the SRIS administration window opens as well as reminders throughout the administration. If you are teaching class sections in multiple sessions, you will receive email notifications for each.

## **View Real-Time Response Rates**

As an instructor, you can view real-time response rates for your open evaluations through links provided to you in system-generated emails or through logging in directly to Explorance.

## **Access from email notification**

### **Link in Email**

You will receive system-generated emails for your open evaluations. Click on the link provided in the email to view real-time response rates.

**From:** [Student Rating of Instructor Survey](#)  
**To:**  
**Subject:** Online SRIS Administration is Open  
**Date:**

**SRIS administration is now open!**

Hello

The survey window for Spring 2024 SRIS administration is now open.

**What you need to know**

- Students will receive an email invitation from [SRIS@wcupa.edu](mailto:SRIS@wcupa.edu) containing links to complete instructor evaluations.
- Students will also see any open surveys on their D2L home page.
- Students will receive reminder emails and reminder pop-ups in D2L until they have submitted all surveys.

**What you need to do**

- Talk about the surveys with your students and encourage them to participate. You may find this [PowerPoint Presentation](#) useful.
- You are encouraged to use class time for your students to take the survey. If you choose this option, allocate time either at the beginning or end of the class period for the survey. After giving students instructions on how to access the online survey, please exit the classroom to allow students to complete the survey.

**Online evaluations are currently available for the following courses. Click below to view real time response rates.**

COURSE	EVALUATION END

[VIEW MY RESPONSE RATES](#)

**Resources**

We have launched a Student Rating of Instructor website that provides information about the online evaluation system. On the website and linked below, we have provided a Powerpoint presentation for you to use when you're talking with your students about SRIS. The presentation provides information about the Student Rating of Instructor Survey and why SRIS is important to you as an instructor. It includes the bias statement from the SRIS survey, and instructions on how to access the online SRIS system from email and/or the D2L home page. There is also a QR code for students to scan to complete the survey on their phones.

[Website](#)

[FAQs for Students](#)

[FAQs for Faculty](#)

[PowerPoint Presentation](#) will download automatically to your downloads folder when you click the link.

Kind Regards,

Lisa Yannick  
Senior Associate Vice President  
Institutional Effectiveness and Planning  
Office of Institutional Research

*Figure 1: Email to Faculty*

# Explorance Log in

Log in to Explorance using your WCUPA username and password.

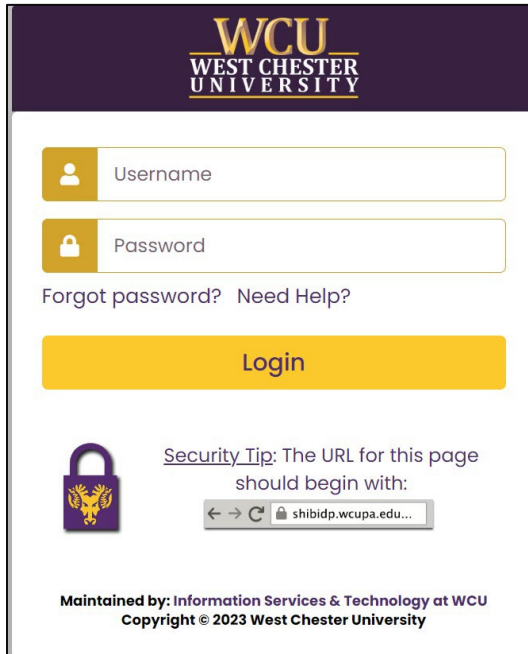


Figure 2: WCUPA Duo authentication

Select User Group — Instructors.

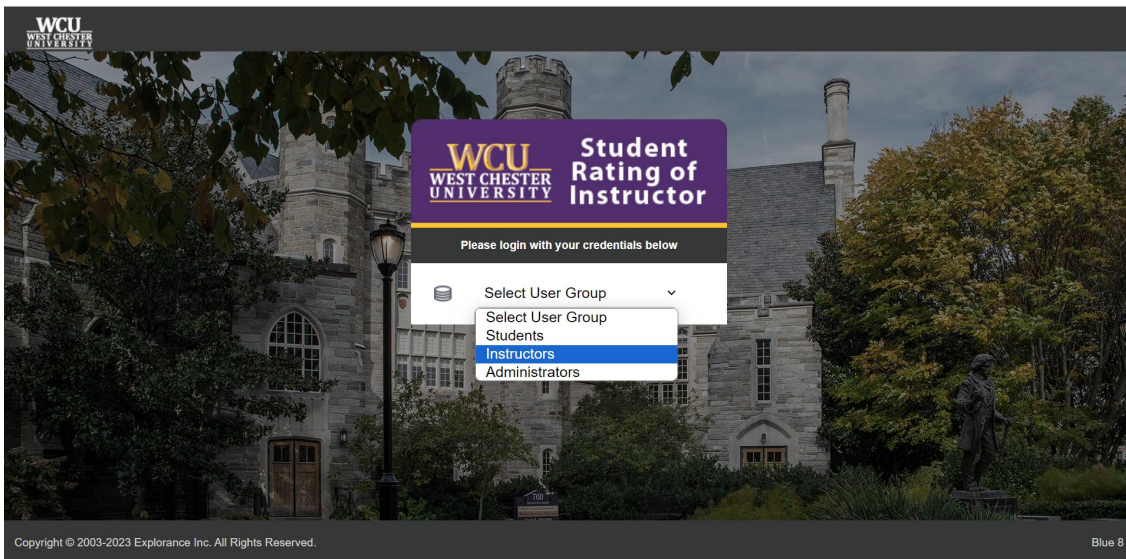


Figure 3: Explorance log in

## Task List

Click the task "view and manage questionnaire .... " to view response rates for each class section.

The screenshot shows the 'My Home' dashboard for an instructor at West Chester University. The top navigation bar includes the WCU logo, a 'Welcome' message, and a 'Sign Out' button. A language dropdown menu is set to 'English'. The main content area is divided into two sections: 'Tasks' and 'Reports'. The 'Tasks' section shows one task: 'View response Rates for' with a sub-item 'Fri, Feb 9, 2024 11:59 PM'. A '2024 Spring Open' button is visible next to the task. The 'Reports' section shows zero reports and includes a 'Show child reports' toggle set to '0', with 'Current' and 'Archived' tabs. The 'blue' logo is in the bottom left corner.

Figure 4: Instructor Task List

# View Response Rates

View Response Rates for all your class sections by clicking “Subject Management” on your Explorance home page.

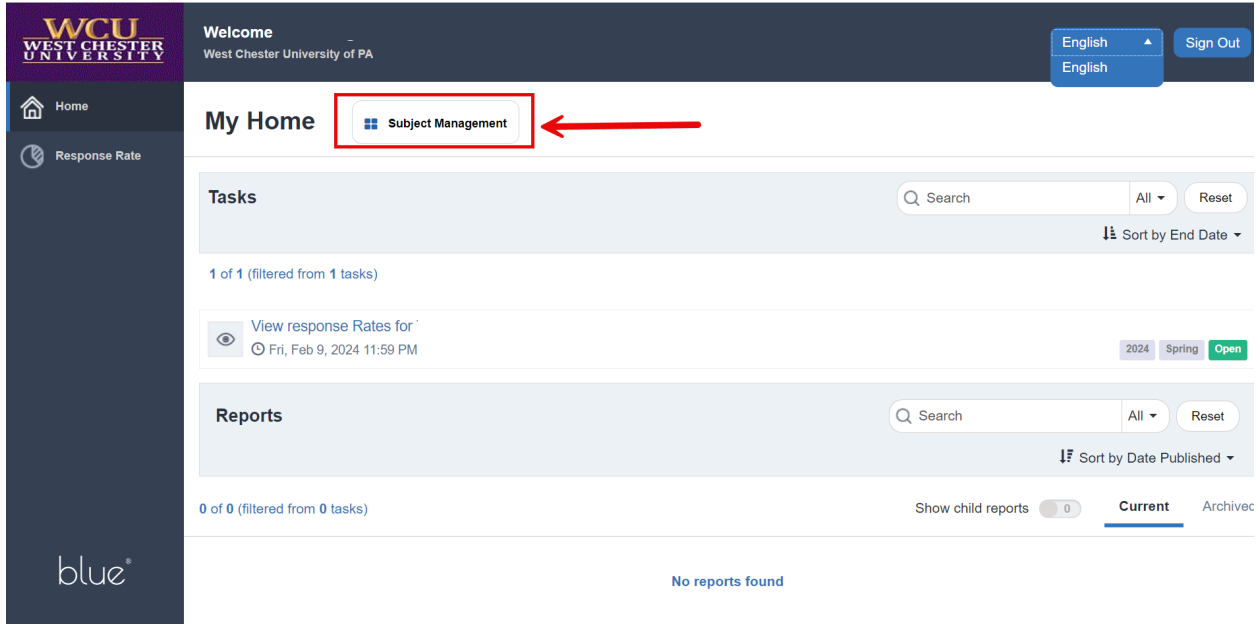


Figure 5: Subject Management

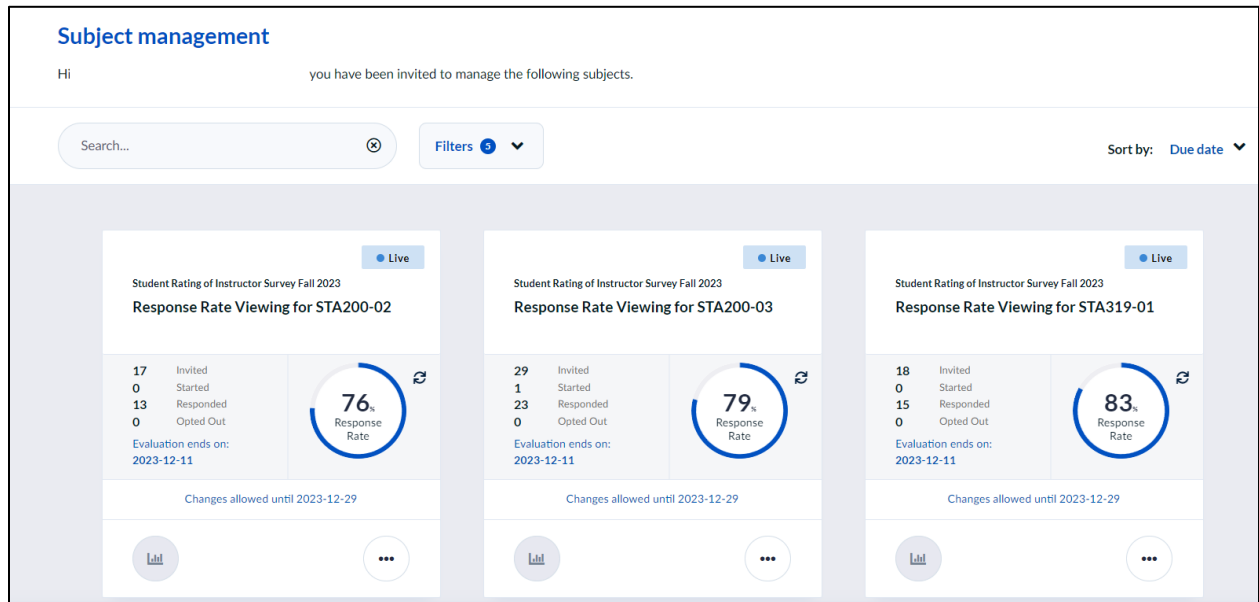


Figure 6: Subject Management – Response Rates

## Response Rate Viewing

Hi Lisa Yannick, you have been invited to view the response rates for these courses.

Search...

Filters 5



Figure 7: View Response Rates



## Refresh Response Rates

To refresh your response rates, click refresh.

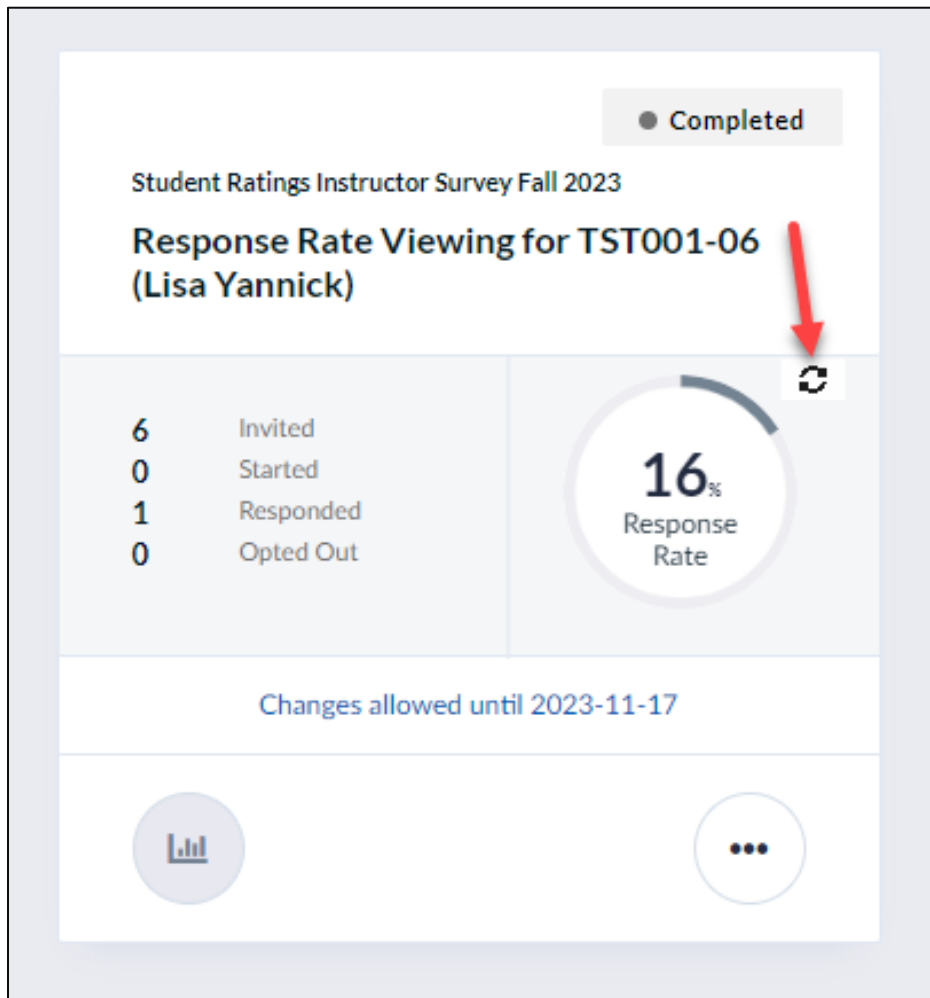


Figure 8: Refresh Response Rates

# Access from Explorance

## Explorance Log In

Navigate to <https://SRIS.wcupa.edu>.

Log in using your WCUPA username and password.

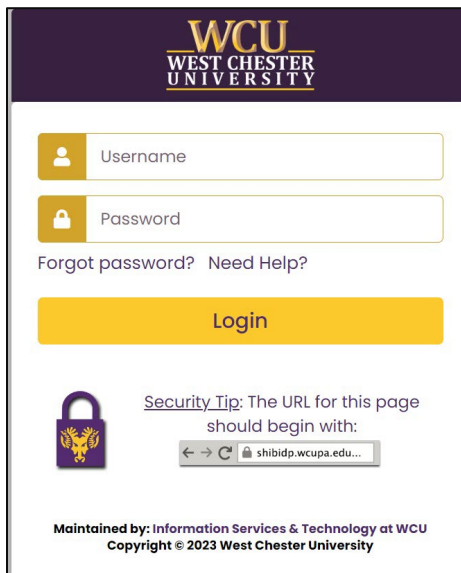


Figure 9: WCUPA Duo authentication

Select User Group, and then choose "Instructors".

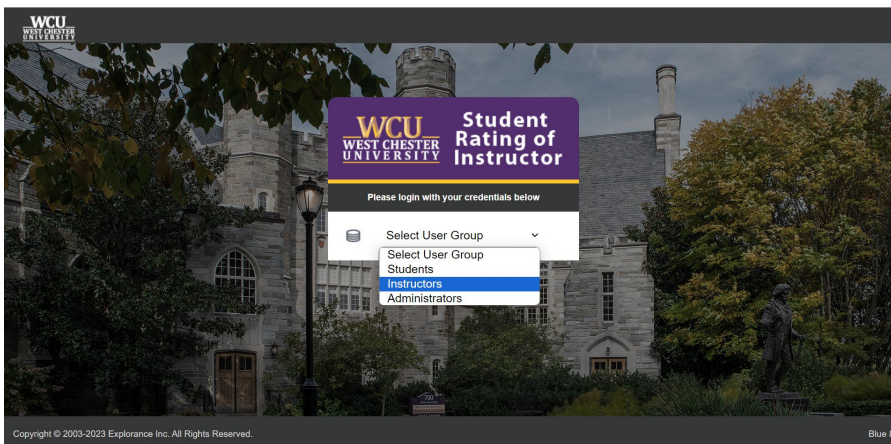


Figure 10: Explorance log in

# Task List

Click the task “view and manage questionnaire .... ” to view response rates for each class section.

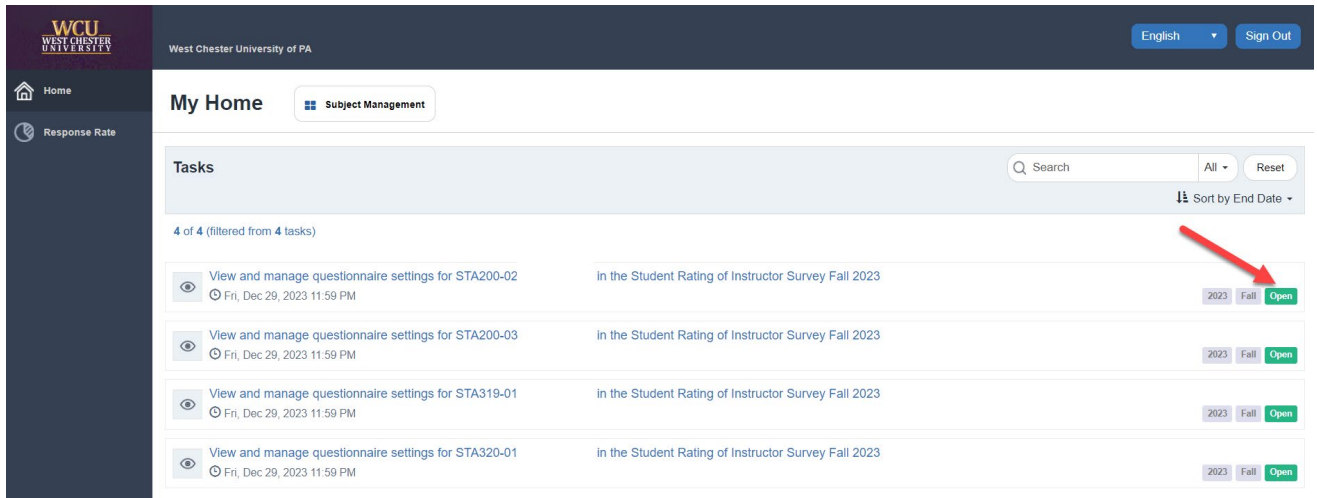


Figure 11: Task List

# View Response Rates

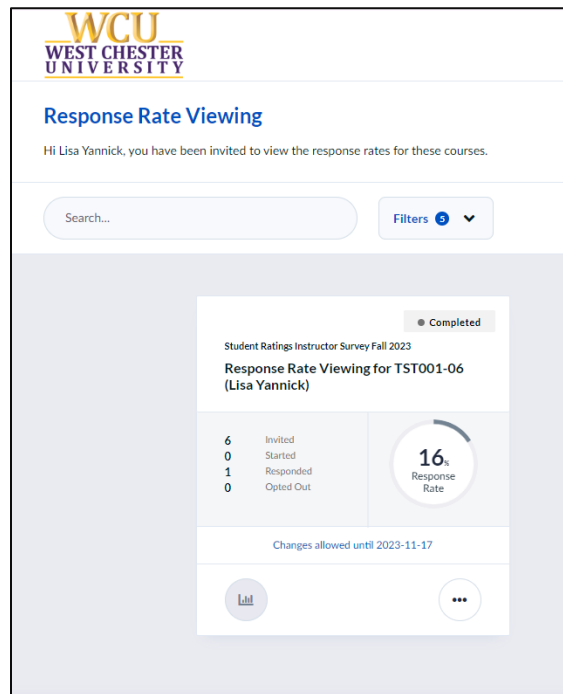


Figure 12: View Response Rates

## Results Reports

You will receive a system-generated email when results reports are ready.

## Faculty Resources

We have launched a [Student Rating of Instructor web site](#) that provides information about the Fall 2023 system test and the move to an online evaluation system. On the website and linked below, we have provided a Powerpoint presentation for you to use when you're talking with your students about SRIS. The presentation provides information about what the Student Rating of Instructor is and why SRIS is important to you as an instructor. It includes the bias statement from the SRIS survey, and instructions on how to access the online SRIS system from email and/or the D2L home page. There is also a QR code for students to scan to complete the survey on their phone.

[Website](#)

[FAQs for Students](#)

[FAQs for Faculty](#)

[PowerPoint Presentation](#) - the powerpoint presentation will download automatically to your downloads folder when you click the link

[QR code](#) that links to the online SRIS evaluation system (Explorance)

[Student User Guide](#)

## Need Help?

Email any questions to [SRIS@wcupa.edu](mailto:SRIS@wcupa.edu) or contact the Office of Institutional Research at 436-2835. If you need immediate assistance, contact Lisa Yannick by email [lyannick@wcupa.edu](mailto:lyannick@wcupa.edu) or by phone 610-436-3075.